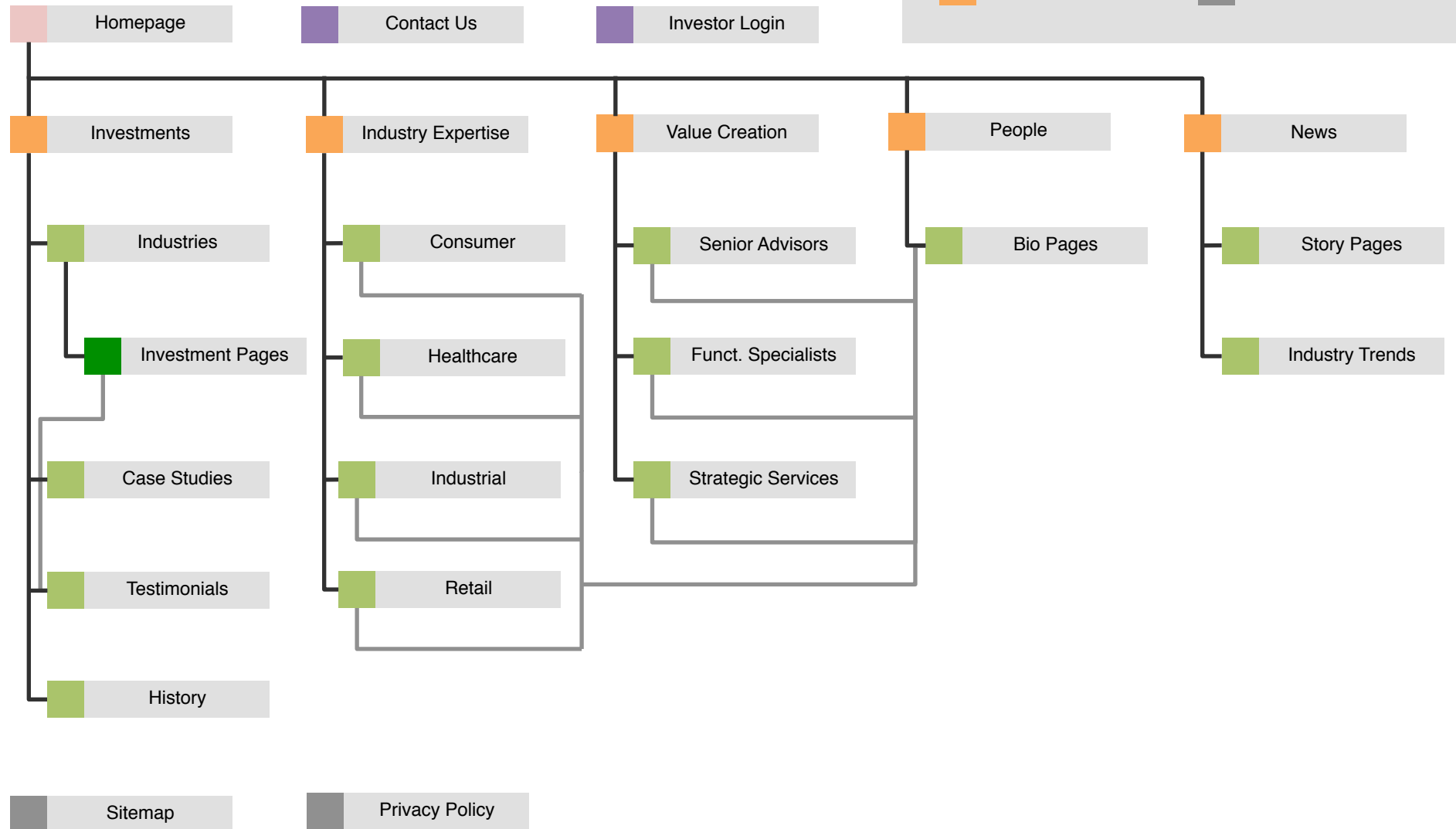

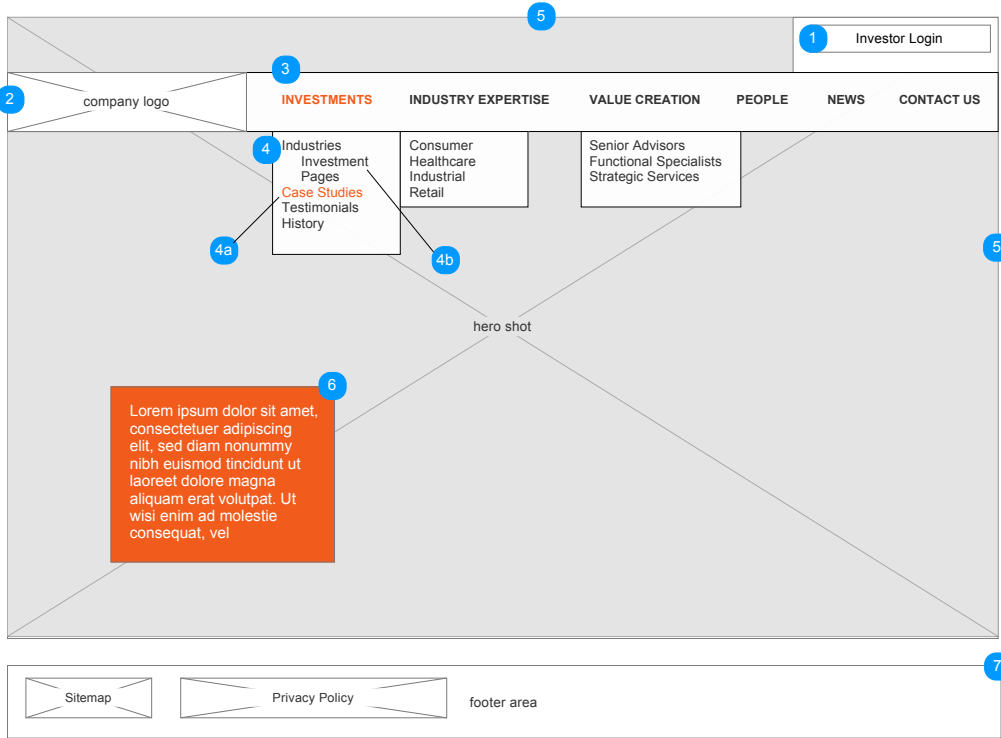




IPC001 Sitemap v2

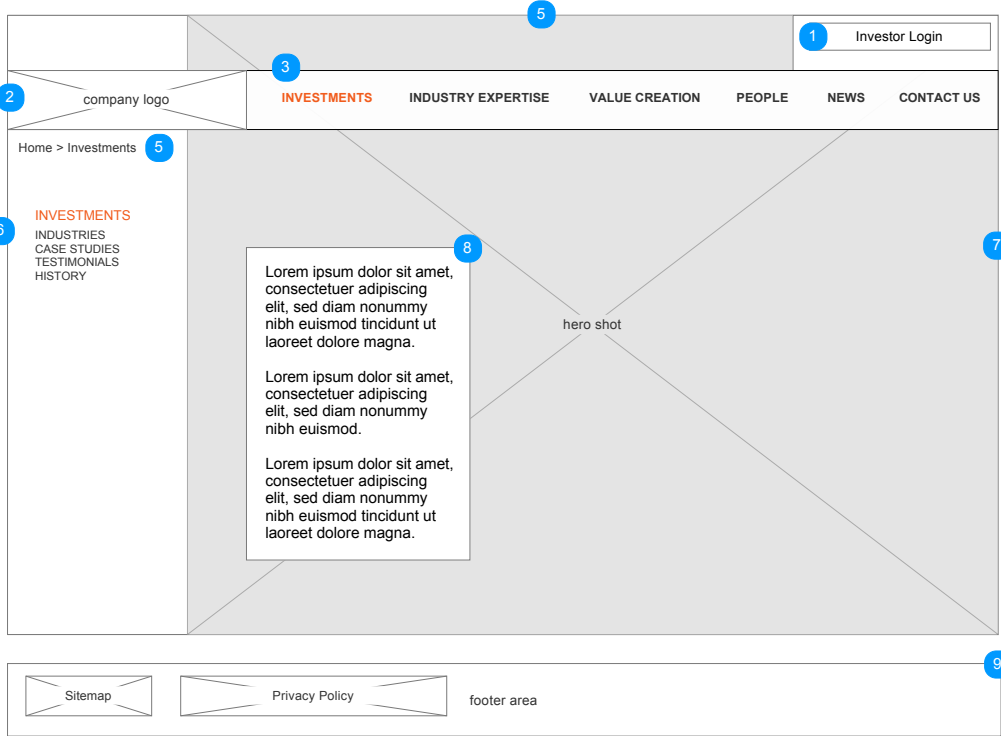




Annotations

This wireframe represents the IPC Home page.

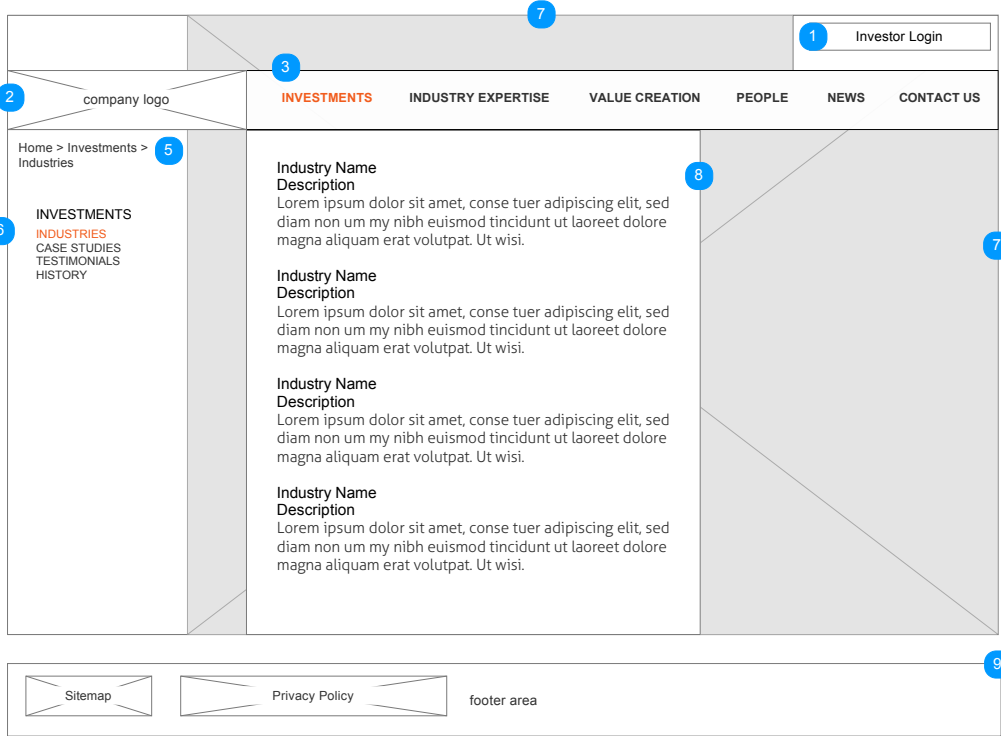
- 1** This area includes the Utility Menu (see sitemap for details). By clicking this button, it will take the user to the Investor Login Portal.
- 2** Company logo
- 3** Primary Navigation: Top Level menu. It allows audiences to access all key content sections. This navigation bar will be translucent, so the hero shot behind will be semi visible (ghosted) through it..
- 4** Secondary Navigation: Second Level Menu. Audiences will be able to get to specific and low level sections of the website by means of clear calls to actions positioned on the homepage and other key pages. By hovering over the links on the top level navigation drop down menus will appear, and the user will be able to hover and click on any of the secondary level links. These drop down menus will be translucent, so the hero shot behind will be semi visible (ghosted) through it.
- 4a** Hover state of secondary level ink: when the user hovers on the link, it changes color to orange.
- 4b** Level 3 Pages: Investment Pages. This level 3 button links to the two level 2 buttons: Case Studies and Testimonials.
- 5** Hero Shot: The IPC photography style features shallow depth-of-field type scenarios with a human feel. The photos should feature the IPC head office and bleed off at the top of the page.
- 6** Hero Shot Caption Feature Box: Blurb about the image (emotional/promotional message). Feature boxes use the primary font to convey a message. The box features a primary color drop shadow.
- 7** Footer Menu: Sitemap, Privacy Policy.



Annotations

This wireframe represents the IPC Investments page.

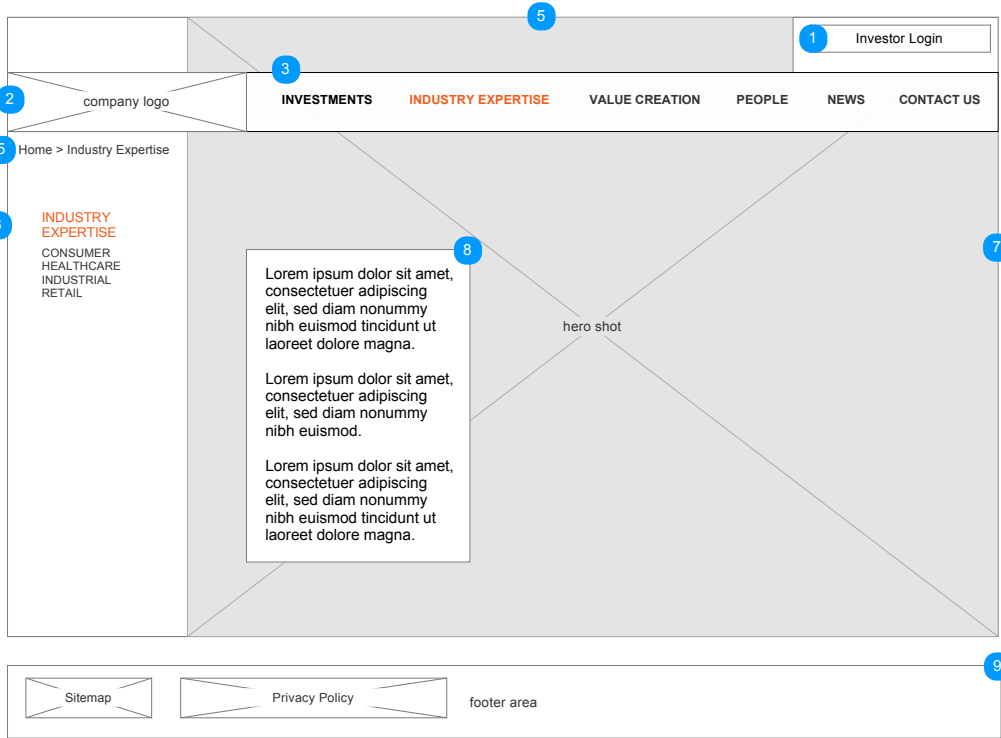
- 1 This area includes the Utility Menu (see sitemap for details). By clicking this button, it will take the user to the Investor Login Portal.
- 2 Company logo
- 3 Primary Navigation: Top Level menu. It allows audiences to access all key content sections. This navigation bar will be translucent, so the hero shot behind will be semi visible (ghosted) through it..
- 4 Secondary Navigation: Second Level Menu. Audiences will be able to get to specific and low level sections of the website by means of clear calls to actions positioned on the homepage and other key pages. By hovering over the links on the top level navigation drop down menus will appear, and the user will be able to hover and click on any of the secondary level links. These drop down menus will be translucent, so the hero shot behind will be semi visible (ghosted) through it.
- 5 Breadcrumb indicates user where they are on the website.
- 6 Side panel displaying the page name the user is on and the drop down menu's sub links (level 2 menu). By clicking on any of these sub links, the user will be taken to the respective page.
- 7 Hero Shot: The IPC photography style features shallow depth-of-field type scenarios with a human feel. The photos should feature the IPC head office and bleed off at the top of the page.
- 8 Hero Shot Caption Feature Box: Blurb about the image (emotional/promotional message). Feature boxes use the primary font to convey a message. The box features a primary color drop shadow.
- 9 Footer Menu: Sitemap, Privacy Policy.



Annotations

This wireframe represents the IPC Investments > Industries page.

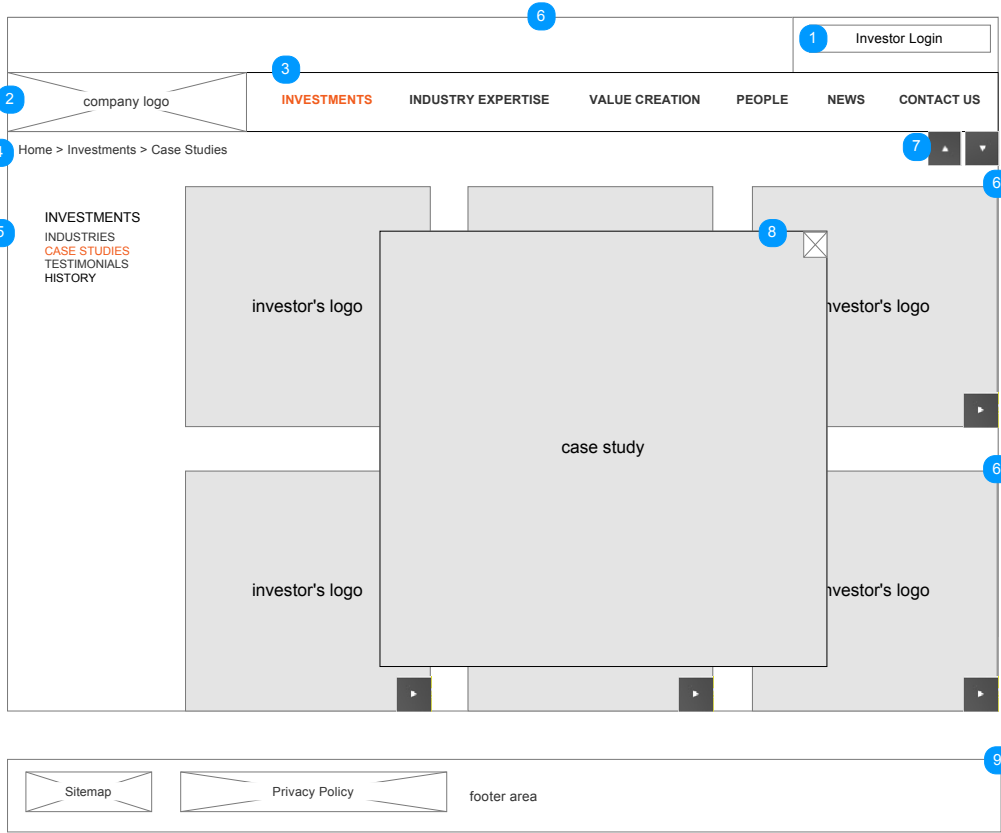
- 1 This area includes the Utility Menu (see sitemap for details). By clicking this button, it will take the user to the Investor Login Portal.
- 2 Company logo
- 3 Primary Navigation: Top Level menu. It allows audiences to access all key content sections. This navigation bar will be translucent, so the hero shot behind will be semi visible (ghosted) through it..
- 4 Secondary Navigation: Second Level Menu. Audiences will be able to get to specific and low level sections of the website by means of clear calls to actions positioned on the homepage and other key pages. By hovering over the links on the top level navigation drop down menus will appear, and the user will be able to hover and click on any of the secondary level links. These drop down menus will be translucent, so the hero shot behind will be semi visible (ghosted) through it.
- 5 Breadcrumb indicates user where they are on the website.
- 6 Side panel displaying the page name the user is on and the drop down menu's sub links (level 2 menu). By clicking on any of these sub links, the user will be taken to the respective page.
- 7 Hero Shot: The IPC photography style features shallow depth-of-field type scenarios with a human feel. The photos should feature the IPC head office and bleed off at the top of the page.
- 8 Text block describes depth of industry-specific knowledge, and displays portfolio companies in each of the four industry categories.
- 9 Footer Menu: Sitemap, Privacy Policy.



Annotations

This wireframe represents the IPC Industry Expertise page.

- 1 This area includes the Utility Menu (see sitemap for details). By clicking this button, it will take the user to the Investor Login Portal.
- 2 Company logo
- 3 Primary Navigation: Top Level menu. It allows audiences to access all key content sections. This navigation bar will be translucent, so the hero shot behind will be semi visible (ghosted) through it..
- 4 Secondary Navigation: Second Level Menu. Audiences will be able to get to specific and low level sections of the website by means of clear calls to actions positioned on the homepage and other key pages. By hovering over the links on the top level navigation drop down menus will appear, and the user will be able to hover and click on any of the secondary level links. These drop down menus will be translucent, so the hero shot behind will be semi visible (ghosted) through it.
- 5 Breadcrumb indicates user where they are on the website.
- 6 Side panel displaying the page name the user is on and the drop down menu's sub links (level 2 menu). By clicking on any of these sub links, the user will be taken to the respective page.
- 7 Hero Shot: The IPC photography style features shallow depth-of-field type scenarios with a human feel. The photos should feature the IPC head office and bleed off at the top of the page.
- 8 Hero Shot Caption Feature Box: Blurb about the image (emotional/promotional message). Feature boxes use the primary font to convey a message. The box features a primary color drop shadow.
- 9 Footer Menu: Sitemap, Privacy Policy.



Annotations

This wireframe represents the IPC Investments > Case Studies Pages page.

- 1 This area includes the Utility Menu (see sitemap for details). By clicking this button, it will take the user to the Investor Login Portal.
- 2 Company logo
- 3 Primary Navigation: Top Level menu. It allows audiences to access all key content sections. This navigation bar will be translucent, so the hero shot behind will be semi visible (ghosted) through it..
- 4 Breadcrumb indicates user where they are on the website.
- 5 Side panel displaying the page name the user is on and the drop down menu's sub links (level 2 menu). By clicking on any of these sub links, the user will be taken to the respective page.
- 6 Each of the boxes will display investor's logos. When the user hovers over a box, the image will dim (Alpha state). When the user clicks anywhere on the box, it will take them to the respective company.
- 7 Arrows for scrolling the content (investor's logo boxes) up and down.
- 8 Pop out window: When the user clicks on any of the investor's logo boxes, this window will pop out and it will display text for the case study.
- 9 Footer Menu: Sitemap, Privacy Policy.

Investor Login

company logo

INVESTMENTS INDUSTRY EXPERTISE VALUE CREATION PEOPLE NEWS CONTACT US

Home > Investments > History

INVESTMENTS
INDUSTRIES
CASE STUDIES
TESTIMONIALS
HISTORY

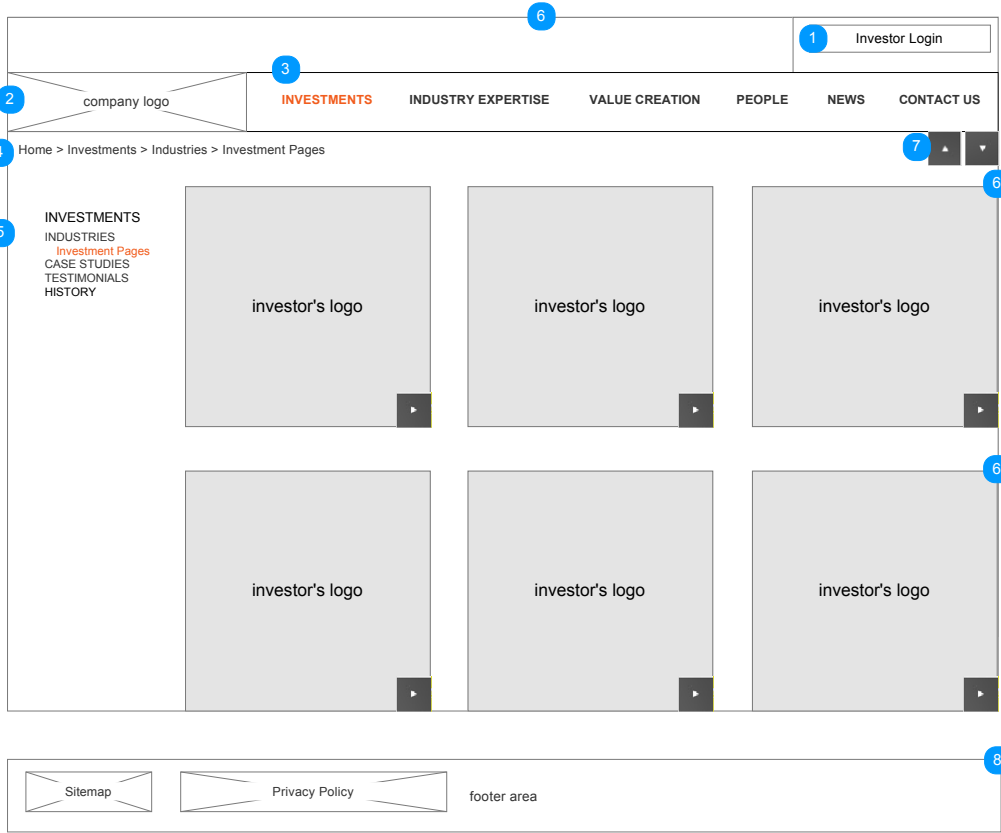
1997 1998 2001 2003

Sitemap Privacy Policy footer area

Annotations

This wireframe represents the IPC Investments History page.

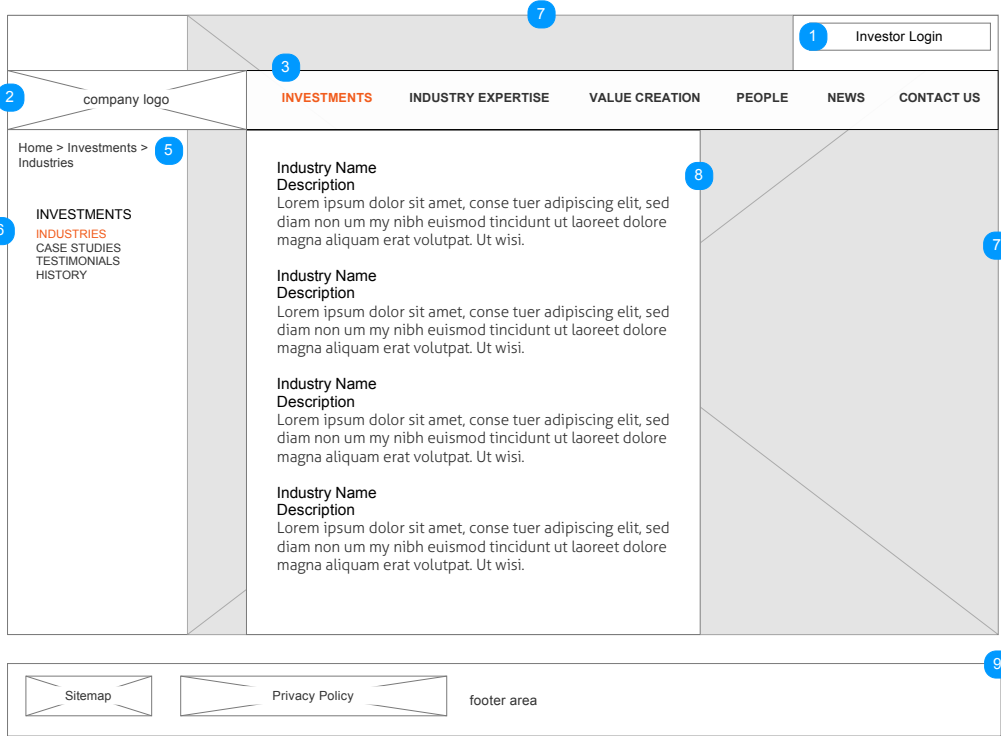
- 1 This area includes the Utility Menu (see sitemap for details). By clicking this button, it will take the user to the Investor Login Portal.
- 2 Company logo
- 3 Primary Navigation: Top Level menu. It allows audiences to access all key content sections. This navigation bar will be translucent, so the hero shot behind will be semi visible (ghosted) through it..
- 4 Breadcrumb indicates user where they are on the website.
- 5 Side panel displaying the page name the user is on and the drop down menu's sub links (level 2 menu). By clicking on any of these sub links, the user will be taken to the respective page.
- 6 Hero Shot: The IPC photography style features shallow depth-of-field type scenarios with a human feel. The photos should feature the IPC head office and bleed off at the top of the page.
- 7 History timeline showcasing notable milestones in the company's history. Timeline could be navigated by scrolling left and right.
- 8 Footer Menu: Sitemap, Privacy Policy.



Annotations

This wireframe represents the IPC Investments > Industries > Investment Pages page.

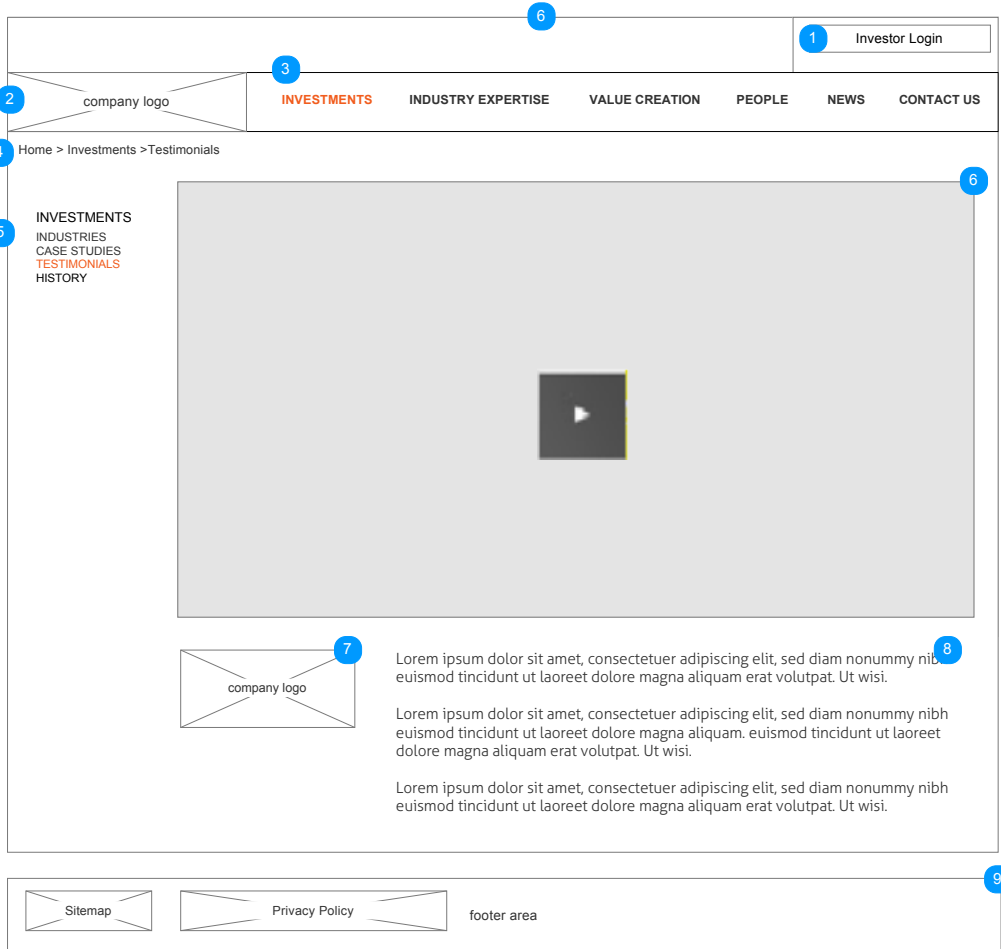
- 1 This area includes the Utility Menu (see sitemap for details). By clicking this button, it will take the user to the Investor Login Portal.
- 2 Company logo
- 3 Primary Navigation: Top Level menu. It allows audiences to access all key content sections. This navigation bar will be translucent, so the hero shot behind will be semi visible (ghosted) through it..
- 4 Breadcrumb indicates user where they are on the website.
- 5 Side panel displaying the page name the user is on and the drop down menu's sub links (level 2 menu). By clicking on any of these sub links, the user will be taken to the respective page.
- 6 Each of the boxes will display investor's logos. When the user hovers over a box, the image will dim (Alpha state). When the user clicks anywhere on the box, it will take them to the respective company.
- 7 Arrows for scrolling the content (investor's logo boxes) up and down.
- 8 Footer Menu: Sitemap, Privacy Policy.



Annotations

This wireframe represents the IPC Investments > Industries page.

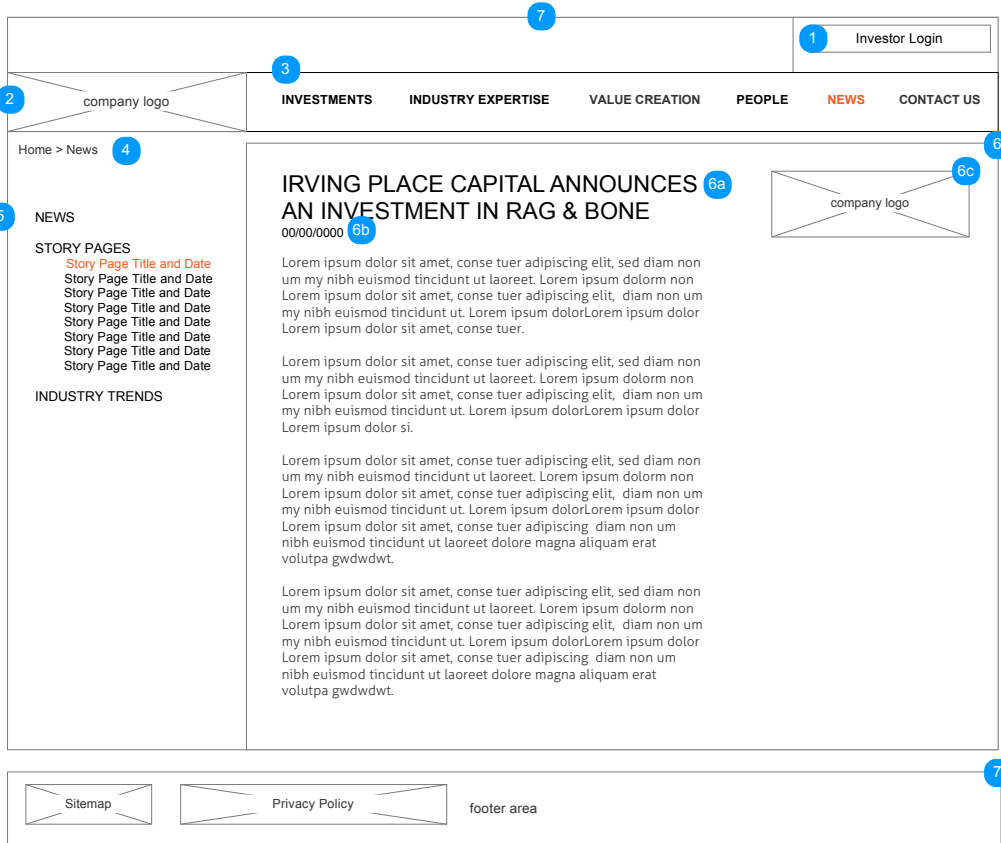
- 1 This area includes the Utility Menu (see sitemap for details). By clicking this button, it will take the user to the Investor Login Portal.
- 2 Company logo
- 3 Primary Navigation: Top Level menu. It allows audiences to access all key content sections. This navigation bar will be translucent, so the hero shot behind will be semi visible (ghosted) through it..
- 4 Secondary Navigation: Second Level Menu. Audiences will be able to get to specific and low level sections of the website by means of clear calls to actions positioned on the homepage and other key pages. By hovering over the links on the top level navigation drop down menus will appear, and the user will be able to hover and click on any of the secondary level links. These drop down menus will be translucent, so the hero shot behind will be semi visible (ghosted) through it.
- 5 Breadcrumb indicates user where they are on the website.
- 6 Side panel displaying the page name the user is on and the drop down menu's sub links (level 2 menu). By clicking on any of these sub links, the user will be taken to the respective page.
- 7 Hero Shot: The IPC photography style features shallow depth-of-field type scenarios with a human feel. The photos should feature the IPC head office and bleed off at the top of the page.
- 8 Text block describes depth of industry-specific knowledge, and displays portfolio companies in each of the four industry categories.
- 9 Footer Menu: Sitemap, Privacy Policy.



Annotations

This wireframe represents the IPC Investments > Testimonials page.

- 1 This area includes the Utility Menu (see sitemap for details). By clicking this button, it will take the user to the Investor Login Portal.
- 2 Company logo
- 3 Primary Navigation: Top Level menu. It allows audiences to access all key content sections. This navigation bar will be translucent, so the hero shot behind will be semi visible (ghosted) through it..
- 4 Breadcrumb indicates user where they are on the website.
- 5 Side panel displaying the page name the user is on and the drop down menu's sub links (level 2 menu). By clicking on any of these sub links, the user will be taken to the respective page.
- 6 Feature video of investment company CEOs talking about their experience with IPC.
- 7 Logo of investment company featured in the video clip above.
- 8 Text block about the investment company featured in the video clip above.
- 9 Footer Menu: Sitemap, Privacy Policy.



Annotations

This wireframe represents the IPC News page where press releases and links to news stories featuring IPC and investments (with editorial notes) will be featured.

- 1** This area includes the Utility Menu (see sitemap for details). By clicking this button, it will take the user to the Investor Login Portal.
- 2** Company logo
- 3** Primary Navigation: Top Level menu. It allows audiences to access all key content sections. This navigation bar will be translucent, so the hero shot behind will be semi visible (ghosted) through it..
- 4** Breadcrumb indicates user where they are on the website.
- 5** Side panel displaying the page name the user is on and the drop down menu's sub links. By clicking on any of these sub links, the arrow next to the sub link will rotate pointing down, and a drop down menu will appear. The user will be able to click on any of the story titles listed on the drop down menu, in order to view the the story page (6) to the right of the side panel.
- 6** This area is for the story page.
- 6a** Story Page title
- 6b** Story Page date
- 6c** Logo of company featured in the story.
- 7** Footer Menu: Sitemap, Privacy Policy.

Investor Login

company logo

INVESTMENTS INDUSTRY EXPERTISE VALUE CREATION PEOPLE NEWS CONTACT US

Home > People

PEOPLE

SENIOR PERSONNEL

John Howard
Phil Carpenter III
Michael Feiner
Bob Juneja
David Knöch
Doug Korn
Eve Mongiardo
Rick Perkal

PRINCIPALS
INVESTOR RELATION
VICE PRESIDENTS
SENIOR ASSOCIATES
ASSOCIATES
FINANCE OPERATIONS & LEGAL
IPC STRATEGIC RESOURCES

First and Last Name
Title

Bio
Lorem ipsum dolor sit amet, conse tuer adipiscing elit, sed diam non um my nibh euismod tincidunt ut laoreet. Lorem ipsum dolor sit amet, conse tuer adipiscing elit, diam non um my nibh euismod tincidunt ut. Lorem ipsum dolor sit amet, conse tuer adipiscing, diam non um my nibh euismod tincidunt ut laoreet dolore magna aliquam erat volutpat.

Education
Lorem ipsum dolor sit amet, conse tue Adipiscing elit, sed diam non um

Current Portfolio Company Board Seats
Lorem ipsum do Adipiscing elit, sed dia Lorem ipsum dolor sit Adipiscing elit, sed diam Lorem ipsum dolor sit Adipiscing elit, sed

Representative Former Portfolio Company Board Seats
Lorem ipsum do Adipiscing elit, sed dia Lorem ipsum dolor sit Lorem ipsum dolor

head shot

Sitemap Privacy Policy footer area

Annotations

This wireframe represents the IPC People page.

- 1 This area includes the Utility Menu (see sitemap for details). By clicking this button, it will take the user to the Investor Login Portal.
- 2 Company logo
- 3 Primary Navigation: Top Level menu. It allows audiences to access all key content sections. This navigation bar will be translucent, so the hero shot behind will be semi visible (ghosted) through it..
- 4 Breadcrumb indicates user where they are on the website.
- 5 Side panel displaying the page name the user is on and the drop down menu's sub links. By clicking on any of these sub links, the arrow next to the sub link will rotate pointing down, and a drop down menu will appear. The user will be able to click on any of the names listed on the drop down menu, in order to see the person's profile (6) to the right of the side panel.
- 6 This area is for person's information.
- 6a Text block describes person's information: Bio, Education, Portfolios, etc.
- 6b Feature person's head shot.
- 7 Footer Menu: Sitemap, Privacy Policy.

Investor Login

company logo

INVESTMENTS INDUSTRY EXPERTISE VALUE CREATION PEOPLE NEWS CONTACT US

Home > Value Creation

VALUE CREATION
SENIOR ADVISORS
FUNCTIONAL SPECIALISTS
STRATEGIC SERVICES

Title

company logo

company logo

company logo

company logo

Sitemap Privacy Policy footer area

Annotations

This wireframe represents the IPC Value Creation page: a description of IPC's value creation approach with links to case studies demonstrating examples.

- 1 This area includes the Utility Menu (see sitemap for details). By clicking this button, it will take the user to the Investor Login Portal.
- 2 Company logo
- 3 Primary Navigation: Top Level menu. It allows audiences to access all key content sections. This navigation bar will be translucent, so the hero shot behind will be semi visible (ghosted) through it..
- 4 Breadcrumb indicates user where they are on the website.
- 5 Side panel displaying the page name the user is on and the drop down menu's sub links. By clicking on any of these sub links, the arrow next to the sub link will rotate pointing down, and a drop down menu will appear. The user will be able to click on any of the story titles listed on the drop down menu, in order to view the the story page (6) to the right of the side panel.
- 6 A description of IPC's value creation approach with links to case studies demonstrating examples.
- 6a Logos of companys featured in the story
- 7 Footer Menu: Sitemap, Privacy Policy.